

【SC Keyboard Banking 使用說明書】

SC Keyboard Banking 收款功能

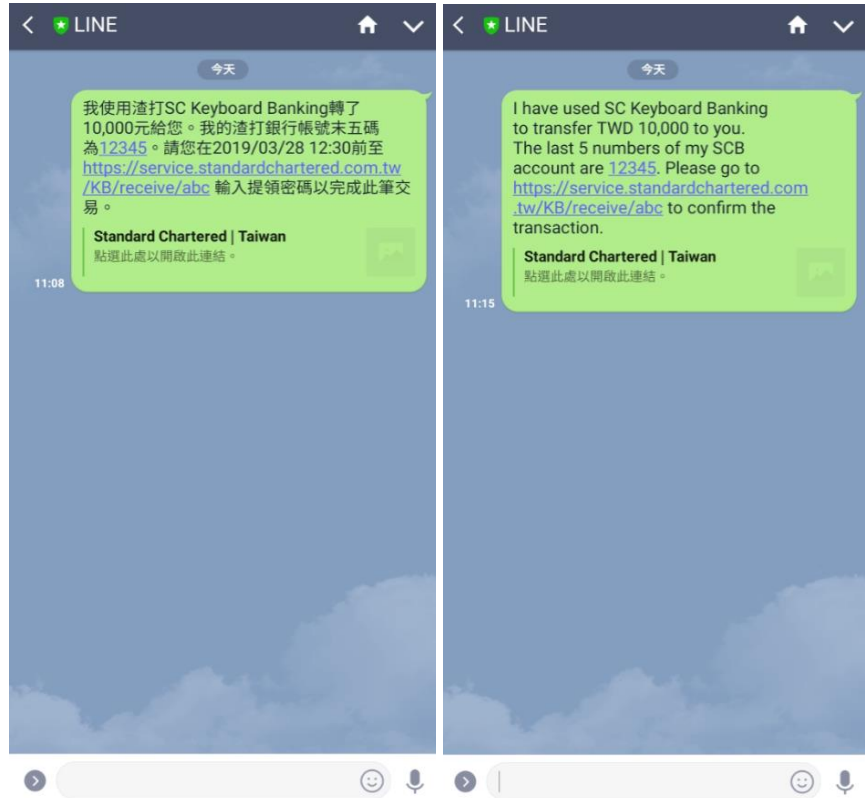
收款功能 (若個人轉帳是選擇/輸入好友銀行帳號) / Withdraw function

步驟 1. 點選對話框超連結

→收款頁面

Step 1. Click hyperlink in the dialog

→Withdrawal page



步驟 2. 點選圖片

Step 2. Click the picture



步驟 3. 查詢交易明細

Step 2. View the transaction details



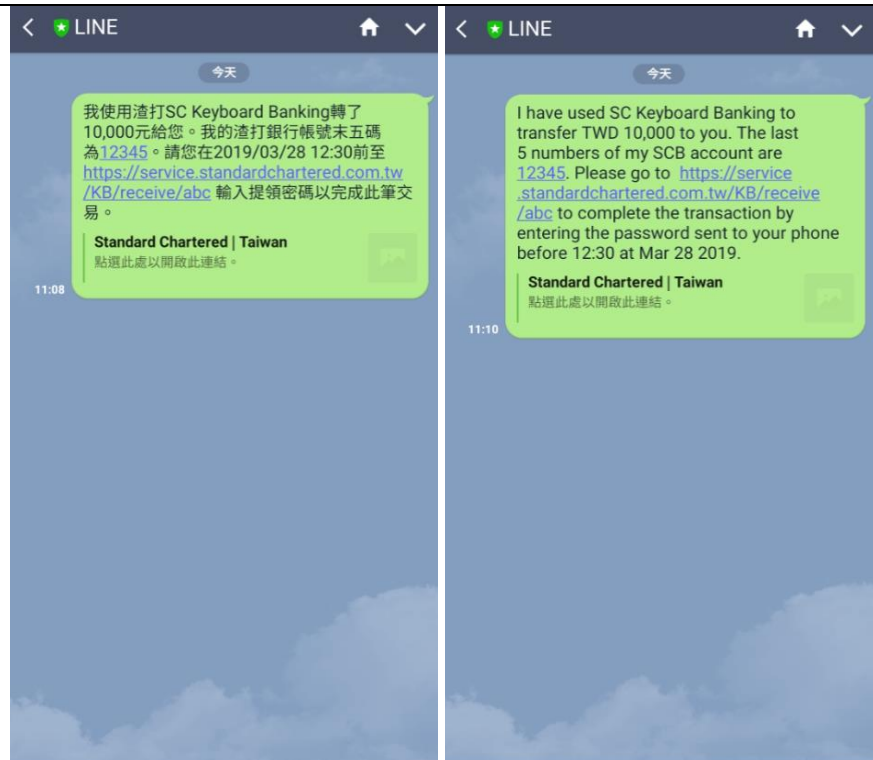
收款功能(若個人轉帳是好友手機帳號 / 群組轉帳) Withdraw function

步驟 1. 點選對話框超連結

→收款頁面

Step 1. Click hyperlink in the dialog

→Withdrawal page

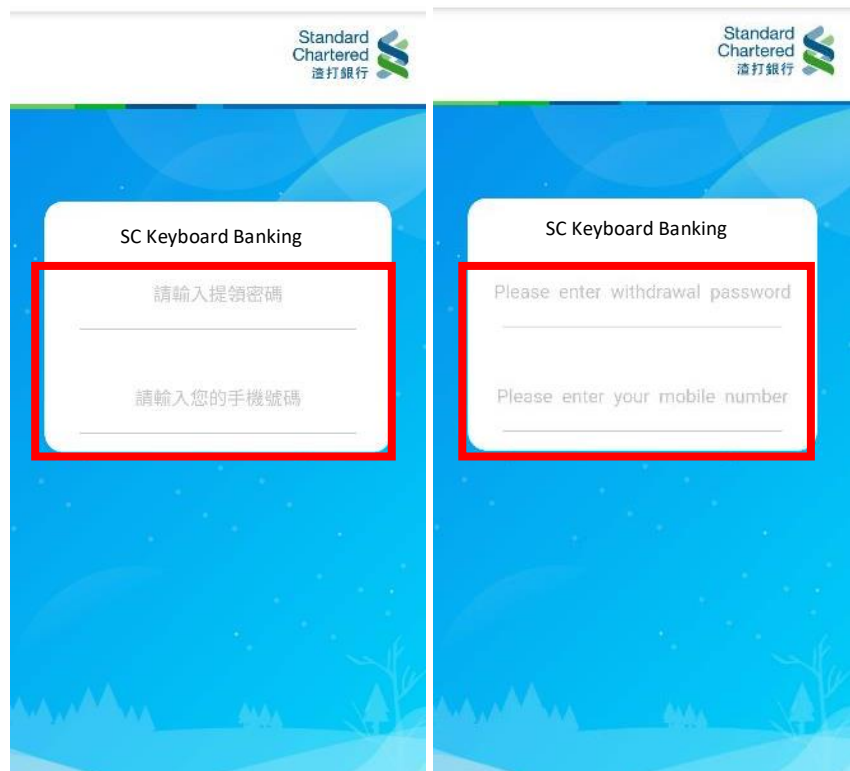


步驟 2. 輸入提款密碼(即簡訊密碼)及手機號碼

→下一步

Step 2. Enter withdrawal password and mobile number

→Next



步驟 3. 輸入銀行帳號

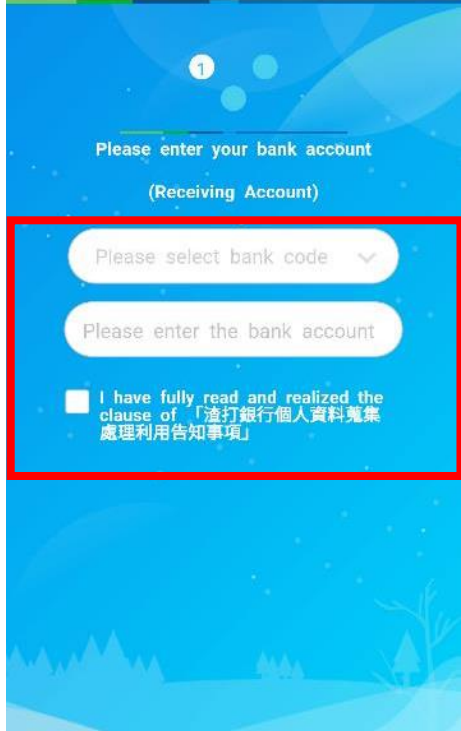
→同意告知事項

→下一步

Step 3. Enter the bank account

→Agree the clause

→Next

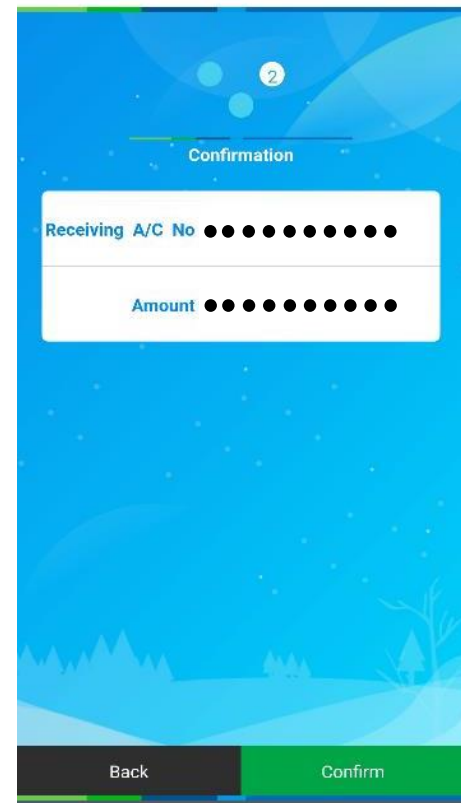



步驟 4. 確認帳號及金額

→確認

Step 4. Check the account and amount

→Confirm

步驟 5. 交易結果

→完成

Step 5. Transaction result

→Complete

