



Fixed Deposit Confirmation Advice flow

1. Login to Online Banking


New to online banking?

2. Post Login, you will find "Help & Services" menu as below


3. Once you click on "Help & Services" you will see the option of "Fixed Deposit Confirmation Advice"


Service requests by category

 Search...


Account Management 

Card Management 

Loan Management 

Personal Details 

Fixed Deposit 

New Fixed Deposit Set-up 

Fixed Deposit Confirmation Advice 

Fixed Deposit Renewal Request 

Other Banking Services & Request For Statements 


4. Please select the Fixed Deposit for which you would like to request for the confirmation advice and click on next

You are in Home » Help & Services

Fixed Deposit Confirmation Advice in Hard Copy

Select a Term Deposit Step 1 of 2

FIXED DEPOSITS	NPR -7001	<input type="radio"/>
FIXED DEPOSITS	NPR -7003	<input type="radio"/>

NOTES 

1. This request is used to ask for the Fixed Deposit Confirmation Advice in Hard Copy.

[BACK](#) [NEXT](#)

5. Please review your request and click on next

You are in Home » Help & Services

Fixed Deposit Confirmation Advice in Hard Copy

Review your request Step 2 of 2


TERM DEPOSIT	FIXED DEPOSITS *****7001
REQUEST DETAILS	Fixed Deposit Confirmation Advice in Hard Copy

[BACK](#) [NEXT](#)

6. Once your request is submitted, you will receive a notification as below

You are in Home » Help & Services

Fixed Deposit Confirmation Advice in Hard Copy

 Your request has been submitted and will be processed.
We are currently experiencing a high volume of requests, and we apologise if you experience any processing delay. We will attend to your request as soon as possible. Thank you for understanding.
To check the status, go to the 'Status' tab under Help & Services.

REFERENCE NO:	NP2004090010000004
TERM DEPOSIT	FIXED DEPOSITS *****7001

[VIEW STATUS](#)