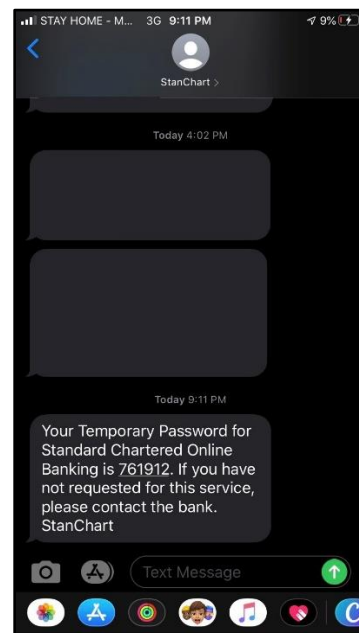
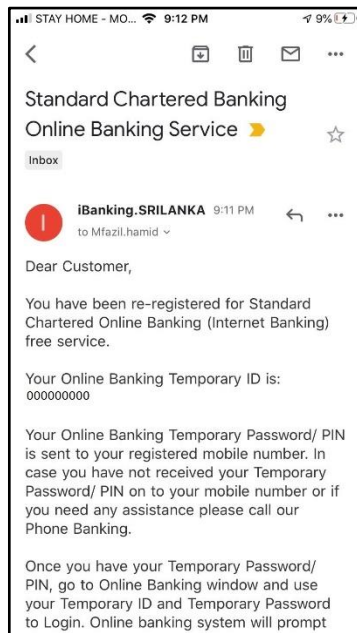


## Standard Chartered (SC) Mobile Banking Registration Process

1. If you are a new user, contact the SC client centre on 0112480480 and request to register for Mobile Banking.
2. You will be sent a temporary Username to your registered Email ID and a Password to your registered Mobile number with the Bank.



3. Download your SC Mobile App to your Smart Device on Android or IOS.

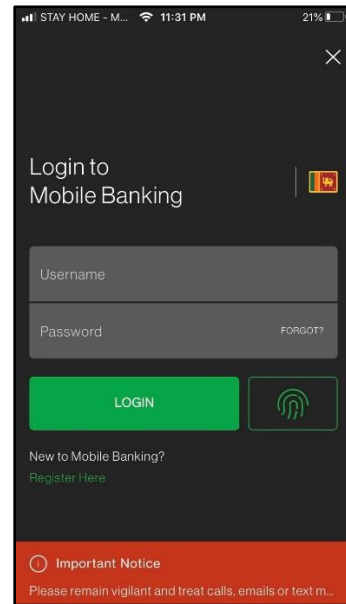



<http://on.sc.com/Android>

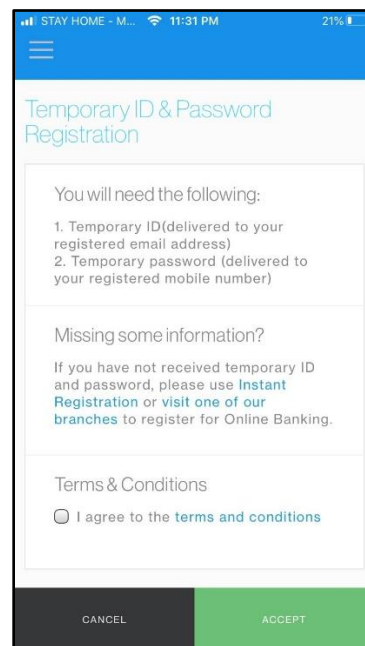
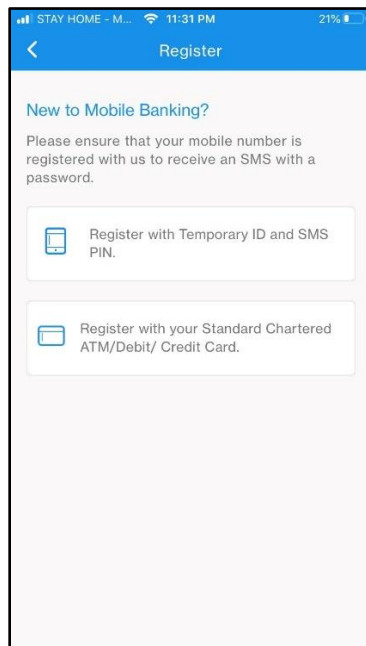


<http://on.sc.com/iOS>

4. Once downloaded, open the App and click on “LOGIN”. Then, click on “Register Here” which is just below “New to Mobile Banking?”



5. Thereafter, select “Register with Temporary ID and SMS PIN” and then  “I agree to the terms and conditions” upon reviewing them and click Next.



6. Enter the Temporary Username and Password received to your Email ID and Mobile Number. After you click Next, you will be requested to set your new Username and Password.

STAY HOME - M... 11:31 PM 20%

Enter Temporary ID and Password STEP 1 OF 3

Temporary ID:(9 characters)

Temporary Password:(6 characters)

CANCEL NEXT

STAY HOME - M... 3G 9:14 PM 10%

Create Personal Login STEP 2 OF 3

Username:

Password:

Confirm Password:

CANCEL NEXT

- Username is not case sensitive, and it should be between 8-16 alphabetical letters and/or numbers.
- Password is case sensitive, and it should be between a combination of 6-16 alphabetical letters and/or numbers.

7. Your new Username and Password will be set. You can now use the credentials and Login to the SC Mobile Banking Application.

STAY HOME - M... 3G 9:15 PM 10%

Registration Completed STEP 3 OF 3

✔ Congratulations!  
You have successfully registered for Standard Chartered Online Banking. Please enter your username and password to login and enjoy the convenience of Online Banking.

LOGIN