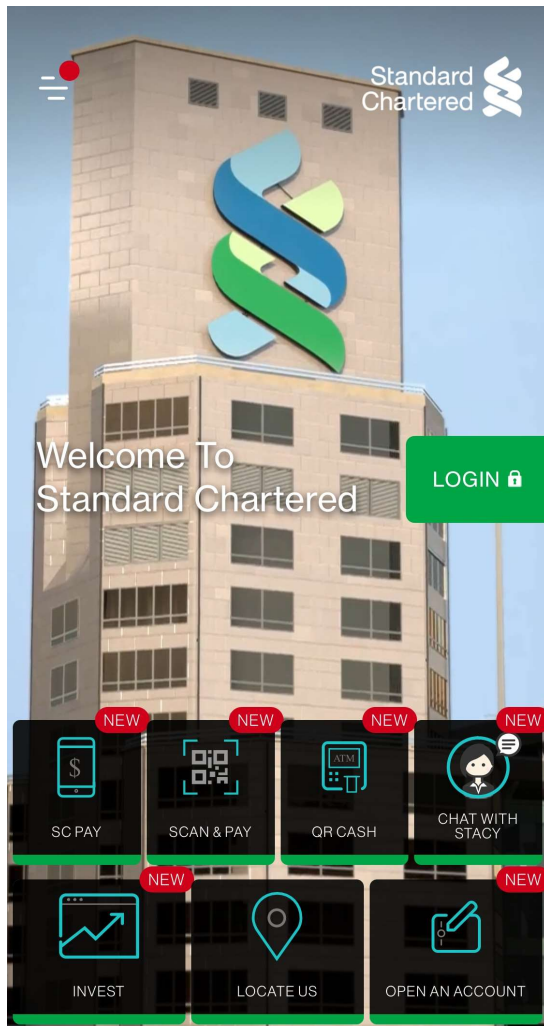


Simple steps for New Clients to sign up for a Marathon Savings Account via SC Mobile

Step 1

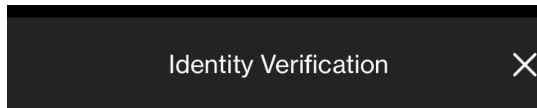
Select "Open An Account" on SC Mobile and save a trip to the branch



This app uses cookies. By continuing to use our app you are deemed to have agreed to the use of cookies as...

Step 2

Capture your HKID by adjusting the angle



Step 1: Capture your HKID

Adjust your camera until all the edges of your HKID touch the frame. We will capture your HKID card in 3 different angles.

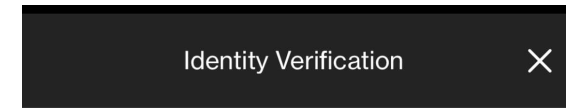
Ensure that adequate lighting is available and no shadow/glare is cast over the HKID.



START CAPTURING HKID


Step 3

Take a selfie and blink as guided



Step 2: Take a Selfie

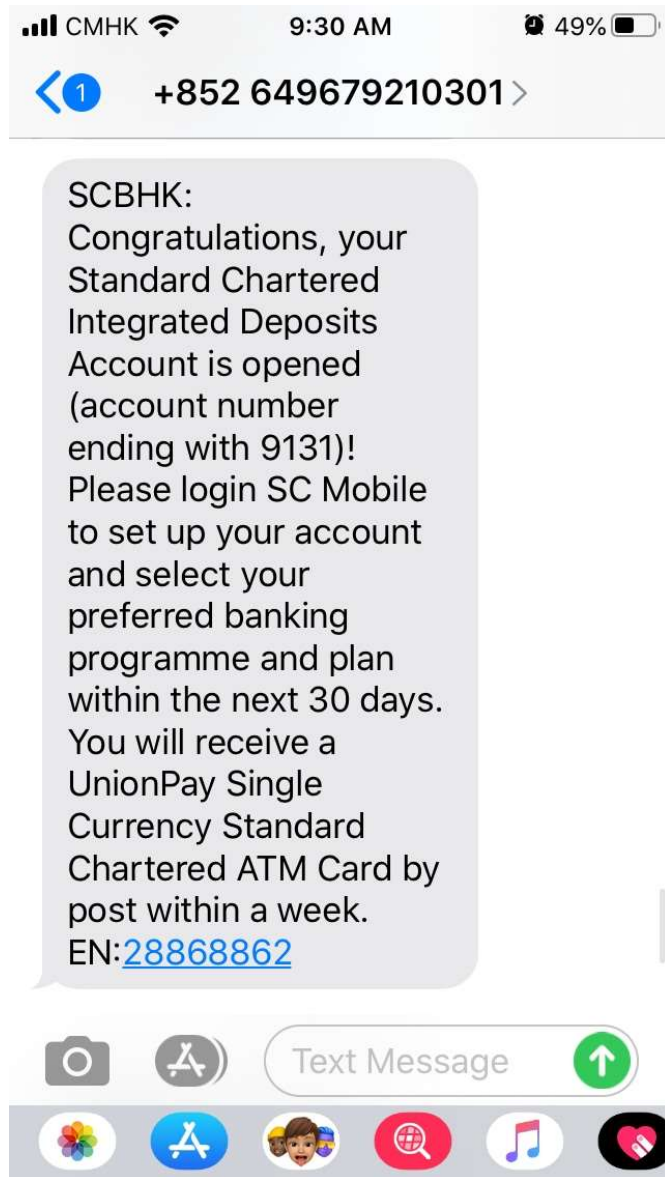
Hold the camera at eye level and position your face in the frame. Blink when instruction occurs.



START CAPTURING SELFIE

Step 4

After submitting your basic information, you will receive an SMS about your application result



Step 5

Upon account opening, login SC Mobile and select "Marathon Savings Account Promotion"

