

MASTER GIRO APPLICATION FORM

For payment and refund of Income Tax/ Property Tax/ GST etc.



INLAND REVENUE
AUTHORITY
OF SINGAPORE

55 Newton Road
Revenue House
Singapore 307987
Tel: 1800-356 8300

Part 1: PARTICULARS OF APPLICANT (all fields to be completed)

(This form may take you about 3 - 5 minutes to complete if you have your bank passbook / statement on hand. Please do not fax the GIRO form to us as the bank requires original signature for verification.)

Amendments made on the form must be countersigned by the bank account holder. Use of correction fluid /tape is not allowed.

Name of Taxpayer

Mailing Address of Taxpayer

Tax Reference No. (NRIC/FIN/ITR/UEN)

--	--	--	--	--	--	--	--	--	--	--	--	--	--	--	--	--	--	--	--

My/Our Contact Details

Contact No.:

Email address:

Please tick the tax type (What do you want to pay?)

Income Tax <input type="checkbox"/> Individual <input type="checkbox"/> Corporate <input type="checkbox"/> Club & Association	<input type="checkbox"/> Property Tax <input type="checkbox"/> GST <input type="checkbox"/> S45 Withholding Tax
--	---

Please tick the type of payment plan options (Options applicable to Individual Income Tax and Property Tax only)

Individual Income Tax <input type="checkbox"/> One-Time Yearly <input type="checkbox"/> Monthly	Property Tax <input type="checkbox"/> One-Time Yearly <input type="checkbox"/> Monthly
--	---

For Property Tax, please indicate the PTX reference no.* of the property

1.	4.
2.	5.
3.	6.

*The PTX reference no. can be found at the top left hand corner of your Property Tax bill.

Note: Please attach a separate list of PTX reference no. if space above is insufficient. This list should be signed by authorized signatory as in Bank's records.

- (a) I/We hereby instruct the Bank to process IRAS' instruction to debit and credit my/our account.
 (b) The Bank is entitled to reject IRAS' debit instruction if my/our account does not have sufficient funds and charge me/us a fee for this. The Bank may also at its discretion allow the debit even if this results in an overdraft on the account and impose charges accordingly.
 (c) This authorisation will remain in force until terminated by the Bank's written notice sent to my/our address last known to the Bank or upon the Bank's receipt of my/our revocation through IRAS.

Bank Account Details (Account must be held by you wholly or jointly with others. Do not use credit card number.)

Name of Bank:

Account No.:

Name(s) of Account Holder(s) as in Bank's records

[For Company this is the Account Name as in Bank's Record]

My/Our Signature(s) / Thumbprint(s)* /
Company's Stamp as in Bank's records

Please remember to sign in this box.
* For thumbprint(s), please go to the Bank's respective branch with your identification document(s).

Date:

Part 2: FOR IRAS' COMPLETION

SWIFT BIC	IRAS Income Tax Bank A/c No.
D B S S S G S G X X X	001-023871-0

Tax Reference No.

Note: The above Bank account is solely for tax collection by GIRO. Please **DO NOT** use this account for any payment / Fund Transfer to IRAS.

SWIFT BIC	Account No. to be Debited / Credited

Part 3: FOR BANK'S COMPLETION

To: IRAS

This Application is hereby **REJECTED** (please tick) for the following reason(s) :

- () Signature/Thumbprint # differs from Bank's records () Wrong account number
 () Signature/Thumbprint # incomplete/unclear # () Amendments not countersigned by customer
 () Account operated by signature/thumbprint # () Others: _____

Name of Approving Officer
Please delete where inapplicable

Authorised Signature

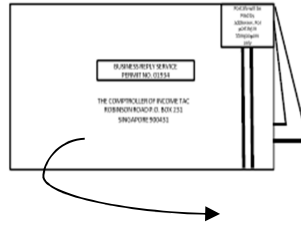
Date

Verified by IRAS

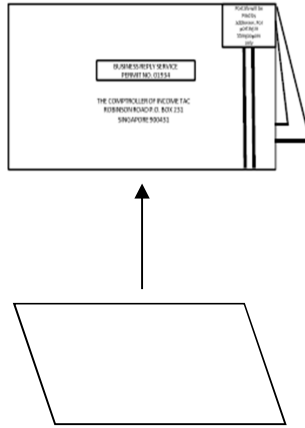
Please print this page on a separate piece of paper and fold it into an envelope by following the instruction below. Please do not print this page on the reverse side of the GIRO form. This is to prevent the form from being torn during the mail handling process.

3 easy steps to use this postage-paid return envelope:

- 1) Fold along the dotted line with the mailing details exposed.

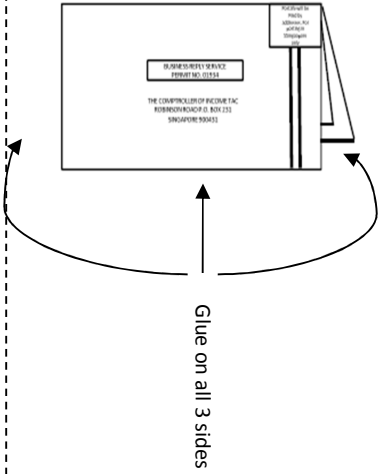


- 2) Fold your Giro application form into smaller piece and insert within the envelope.



Fold along the dotted line

- 3) Seal all 3 sides with glue.



Postage will be paid by addressee. For posting in Singapore only.

PRIVATE AND CONFIDENTIAL

BUSINESS REPLY SERVICE
PERMIT NO. 01934



INLAND REVENUE AUTHORITY OF SINGAPORE
55 NEWTON ROAD
REVENUE HOUSE
SINGAPORE 307987